



Nanded Pharmacy College, Nanded

6.5

Internal Quality Assurance System

6.5.2

NIRF report, AAA report and details on follow up actions.

INDEX PAGE

Nanded Pharmacy College Quality Audit conducted by Swami Ramanand Teerth Marathwada University (SRTMU) from AY 2020-21 onwards.

SRTM University conducts every yearly Pre Affiliation related Institutional Quality Audit & recommend and Suggests If any, improvements needed. Such institutional quality audit of 2020-21, 2021-22 & 2022-23 is attached.

SR. NO.	PARTICULAR	PAGE NO
1.	Participation in NIRF AY 2022-23	01-06
2.	Participation in NIRF AY 2021-22	07-10
3.	Participation in NIRF AY 2020-21	11-14
4.	Participation in NIRF AY 2019-20	15-18
5.	Participation in NIRF AY 2018-19	19-26
6.	Participation in NIRF AY 2017-18	27-34
7.	SRTM University Local Inquiry Committee (LIC) Report 2020-21	35-49
8.	Follow up action for Local Inquiry Committee (LIC) Report 2021-22	50-51
9.	SRTM University Local Inquiry Committee (LIC) Report 2022-23	52



National Institutional Ranking Framework

Ministry of Education
Government of India



India Rankings 2023: Participated Institutes Pharmacy

Institution list in alphabetical order

[Back](#)

Show 100 entries

Search:

Name	City	State
Nanded Pharmacy College, Shyam Nagar, Nanded	Nanded	Maharashtra

Showing 1 to 1 of 1 entries (filtered from 435 total entries)

[Previous](#)

1


[Next](#)

[Home](#) | [About NIRF](#) | [Parameters](#) | [Documents](#) | [Notification/Advt](#) | [Contact](#)

Copyright © 2023, National Institutional Ranking Framework (NIRF), MoE. All rights reserved.


Principal in-charge
Nanded Pharmacy College
Nanded.




Prof. (Dr.) N.B. Ghiware
Principal
Nanded Pharmacy College
Nanded.

National Institutional Ranking Framework

Ministry of Education

Government of India

Welcome to Data Capturing System: OVERALL

Submitted Institute Data for NIRF'2023'

Institute Name: Nanded Pharmacy College, Shyam Nagar, Nanded [IR-O-C-7403]

Sanctioned (Approved) Intake

Academic Year	2021-22	2020-21	2019-20	2018-19	2017-18	2016-17
UG [4 Years Program(s)]	40	40	40	40	-	-
PG [2 Year Program(s)]	15	15	-	-	-	-

Total Actual Student Strength (Program(s) Offered by Your Institution)

(All programs of all years)	No. of Male Students	No. of Female Students	Total Students	Within State (Including male & female)	Outside State (Including male & female)	Outside Country (Including male & female)	Economically Backward (Including male & female)	Socially Challenged (SC+ST+OBC Including male & female)	No. of students receiving full tuition fee reimbursement from the State and Central Government	No. of students receiving full tuition fee reimbursement from Institution Funds	No. of students receiving full tuition fee reimbursement from the Private Bodies	No. of students who are not receiving full tuition fee reimbursement
UG [4 Years Program(s)]	94	96	190	190	0	0	42	44	37	0	0	49
PG [2 Year Program(s)]	10	20	30	30	0	0	2	20	16	0	0	6

Placement & Higher Studies

UG [4 Years Program(s)]: Placement & higher studies for previous 3 years

Academic Year	No. of first year students intake in the year	No. of first year students admitted in the year	Academic Year	No. of students admitted through Lateral entry	Academic Year	No. of students graduating in minimum stipulated time	No. of students placed	Median salary of placed graduates(Amount in Rs.)	No. of students selected for Higher Studies
2016-17	40	39	2017-18	7	2019-20	46	0	0(Zero)	20
2017-18	40	40	2018-19	6	2020-21	46	0	0(Zero)	32
2018-19	40	40	2019-20	5	2021-22	45	0	0(Zero)	31

PG [2 Years Program(s)]: Placement & higher studies for previous 3 years

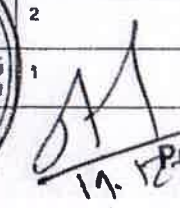
Academic Year	No. of first year students intake in the year	No. of first year students admitted in the year	Academic Year	No. of students graduating in minimum stipulated time	No. of students placed	Median salary of placed graduates(Amount in Rs.)	No. of students selected for Higher Studies
2018-19	15	15	2019-20	13	0	0(Zero)	0
2019-20	15	15	2020-21	15	2	250000(Two Lakhs Fifty Thousands only)	2
2020-21	15	15	2021-22	15	1	240000(Two Lakhs Forty Thousands only)	3



Principal In-charge
Nanded Pharmacy College
Nanded.



2140
145


 14.12.2022 N.B. Ghiware
 Principal
 Pharmacy College

Ph.D Student Details

Ph.D (Student pursuing doctoral program till 2021-22 Students admitted in the academic year 2022-23 should not be entered here.)				
			Total Students	
Full Time			10	
Part Time			0	
No. of Ph.D students graduated (Including Integrated Ph.D)				
		2021-22	2020-21	2019-20
Full Time		3		6
Part Time		0		0
PG (Student pursuing MD/MS/DNB program till 2021-22 Students admitted in the academic year 2022 - 23 should not be entered here)				
Number of students pursuing PG (MD/MS/DNB) program			0	
No. of students Graduating In PG (MD/MS/DNB) program				
		2021-22	2020-21	2019-20
0		0		0


Online Education

1. Does all programs/courses were completed on time.		Yes	
2. Measures taken to complete the syllabus of courses and programs.		Conducted Online mode during Covid pandemic and as per University directives, Once campus opened for Offline, completed remaining by offline and revision of online content by offline mode.	
3. The period of delay in completion of syllabus (in months).		0	
4. The period of delay in conducting exams (in months).		1	
Portal Name	No. of students offered online courses which have credit transferred to transcript	Total no. of online courses which have credit transferred to the transcript	Total no. of credits transferred to transcript
Swayam	0	0	0
5. No. of courses developed and available online on Swayam platform by your institution faculty			

Financial Resources: Utilised Amount for the Capital expenditure for previous 3 years

Academic Year	2021-22	2020-21	2019-20
	Utilised Amount	Utilised Amount	Utilised Amount
Annual Capital Expenditure on Academic Activities and Resources (excluding expenditure on buildings)			
Library	151864 (One lakh Fifty one Thousands eight sixty four)	110160 (One lakh ten thousands one sixty)	0 (Zero)
New Equipment for Laboratories	904080 (Nine Lakh Four Thousands Eighty)	27340 (Twenty seven thousands three hundred)	207816 (Two Lakhs Seven thousands eight sixteen)
Engineering Workshops	0 (Zero)	0 (Zero)	0 (Zero)
Other expenditure on creation of Capital Assets (excluding expenditure on Land and Building)	0 (Zero)	0 (Zero)	848305 (Eight Lakhs Four thousands Three Hundred Five)

Principal in-charge
Nanded Pharmacy College
Nanded.



Prof. (Dr.) N. B. Chivare
Principal
Nanded Pharmacy College
Nanded.

Financial Resources: Utilised Amount for the Operational expenditure for previous 3 years

Academic Year	2021-22	2020-21	2019-20
	Utilised Amount	Utilised Amount	Utilised Amount
Annual Operational Expenditure			
Salaries (Teaching and Non Teaching staff)	13066900 (One Crore Thirty Lakhs sixty six thousands nine hundred)	10894369 (One Crore Eight lakhs ninety four thousands three sixty nine)	11023659 (One crore Ten Lakhs Twenty Three Thousands Six Fifty Nine)
Maintenance of Academic Infrastructure or consumables and other running expenditures(excluding maintenance of hostels and allied services,rent of the building, depreciation cost, etc)	2440042 (Twenty Four Lakhs Forty Thousands Forty Two)	1919480 (Nineteen Lakhs Ninety Thousands Four Eighty)	2619990 (Twenty Six Lakhs Nineteen Thousands Nine Ninety)
Seminars/Conferences/Workshops	0 (Zero)	0 (Zero)	0 (Zero)

IPR

Calendar year	2021	2020	2019
No. of Patents Published	0	0	0
No. of Patents Granted	0	0	0

Sponsored Research Details

Financial Year	2021-22	2020-21	2019-20
Total no. of Sponsored Projects	0	0	2
Total no. of Funding Agencies	0	0	1
Total Amount Received (Amount in Rupees)	0	0	167500
Amount Received in Words	Zero	Zero	One Lakh Sixty Seven Thousand Five Hundred

Consultancy Project Details

Financial Year	2021-22	2020-21	2019-20
Total no. of Consultancy Projects	5	0	0
Total no. of Client Organizations	2	0	0
Total Amount Received (Amount in Rupees)	16000	0	0
Amount Received in Words	Sixteen Thousands Only	Zero	Zero

Executive Development Program/Management Development Programs

Financial Year	2021-22	2020-21	2019-20
Total no. of Executive Development Programs/ Management Development Programs	0	0	0
Total no. of Participants	0	0	0
Total Annual Earnings (Amount in Rupees)(Excluding Lodging & Boarding Charges)	0	0	0
Total Annual Earnings in Words	Zero	Zero	Zero

Principal in-charge
Nanded Pharmacy College
Nanded.



Prpt. (Dr.) N.B. Ghiware
Principal
Nanded Pharmacy College

PCS Facilities: Facilities of physically challenged students

1. Do your institution buildings have Lifts/Ramps?	Yes, more than 60% of the buildings
2. Do your institution have provision for walking aids, including wheelchairs and transportation from one building to another for handicapped students?	Yes
3. Do your institution buildings have specially designed toilets for handicapped students?	Yes, more than 60% of the buildings

Accreditation

NBA Accreditation

1. Does your institute have a valid NBA Accreditation?	NO
--	----

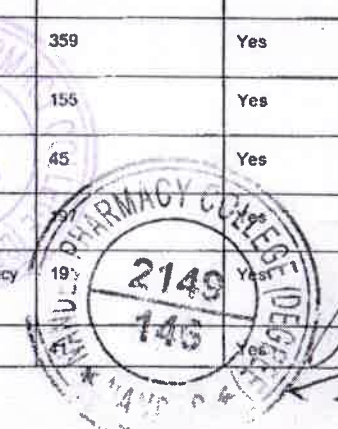
NAAC Accreditation

1. Does your institute have a valid NAAC Accreditation?	NO
---	----

Faculty Details

Srno	Name	Age	Designation	Gender	Qualification	Experience (In Months)	Currently working with institution?	Joining Date	Leaving Date	Association type
1	Dr Ashish Babarao Roge	36	Assistant Professor	Male	Ph.D	143	Yes	01-09-2010	--	Regular
2	Dr Mahavir Hirajal Ghante	42	Associate Professor	Male	Ph.D	202	Yes	07-12-2010	--	Regular
3	Dr Nitin Basawanappa Ghiware	53	Dean / Principal / Director / Vice Chancellor	Male	Ph.D	347	Yes	01-09-1998	--	Regular
4	Dr Sagar Nareshrao Firke	37	Assistant Professor	Male	Ph.D	154	Yes	26-10-2009	--	Regular
5	Dr Shriniwas Keshvrao Sarje	40	Assistant Professor	Male	Ph.D	153	Yes	25-08-2010	--	Regular
6	Mr Akshay Kashiram Daswad	31	Assistant Professor	Male	M. Pharm	30	Yes	01-01-2019	--	Adhoc / Contractual
7	Mr Anup Tukaram Sharma	45	Assistant Professor	Male	M. Pharm	144	Yes	01-08-2011	--	Regular
8	Mr Shailesh Brijkishor Dhoot	55	Assistant Professor	Male	M. Pharm	359	Yes	12-08-1999	--	Regular
9	Mr Vijay Nagesh Gunjkar	39	Assistant Professor	Male	M. Pharm	155	Yes	24-08-2010	--	Regular
10	Ms Megha Mukund Muley	29	Assistant Professor	Female	M. Pharm	45	Yes	08-09-2017	--	Adhoc / Contractual
11	Ms Rupalee Manohar Dhane	42	Assistant Professor	Female	M. Pharm	151	Yes	01-09-2010	--	Regular
12	Ms Shagufta Bano Ashrafuddin Farooqui	28	Assistant Professor	Female	Master of Pharmacy	19	Yes	12/12-2019	--	Adhoc / Contractual
13	Ms Shivmaia Badure	45	Lecturer	Female	M.Sc.		Yes			Other

Principal In-charge
Nanded Pharmacy College




Prof. (Dr.) N. B. Ghiware
Principal
Nanded Pharmacy College
Nanded.

14	Ms Swati Ashokrao Tekale	33	Assistant Professor	Female	M. Pharm	45	Yes	07-09-2017	--	Adhoc / Contractual
----	--------------------------	----	---------------------	--------	----------	----	-----	------------	----	---------------------



Principal In-charge
Nanded Pharmacy College
Nanded.

Prof. (Dr.) N.B. Ghiware
Principal
Nanded Pharmacy College
Nanded.

National Institutional Ranking Framework

Ministry of Education

Government of India

Welcome to Data Capturing System: PHARMACY

Submitted Institute Data for NIRF'2022'

Institute Name: Nanded Pharmacy College, Shyam Nagar, Nanded [IR-P-C-7403]

Sanctioned (Approved) Intake

Academic Year	2020-21	2019-20	2018-19	2017-18	2016-17	2015-16
UG [4 Years Program(s)]	40	40	40	40	-	-
PG [2 Year Program(s)]	15	15	-	-	-	-

Total Actual Student Strength (Program(s) Offered by Your Institution)

(All programs of all years)	No. of Male Students	No. of Female Students	Total Students	Within State (Including male & female)	Outside State (Including male & female)	Outside Country (Including male & female)	Economically Backward (Including male & female)	Socially Challenged (SC+ST+OBC Including male & female)	No. of students receiving full tuition fee reimbursement from the State and Central Government	No. of students receiving full tuition fee reimbursement from Institution Funds	No. of students receiving full tuition fee reimbursement from the Private Bodies	No. of students who are not receiving full tuition fee reimbursement
UG [4 Years Program(s)]	94	88	182	182	0	0	33	36	23	0	0	46
PG [2 Year Program(s)]	13	19	32	32	0	0	12	12	9	0	0	15

Placement & Higher Studies

UG [4 Years Program(s)]: Placement & higher studies for previous 3 years

Academic Year	No. of first year students intake in the year	No. of first year students admitted in the year	Academic Year	No. of students admitted through Lateral entry	Academic Year	No. of students graduating in minimum stipulated time	No. of students placed	Median salary of placed graduates(Amount in Rs.)	No. of students selected for Higher Studies
2015-16	40	39	2016-17	5	2018-19	27	0	0(Zero)	19
2016-17	40	39	2017-18	7	2019-20	46	0	0(Zero)	20
2017-18	40	39	2018-19	6	2020-21	42	0	0(Zero)	25

PG [2 Years Program(s)]: Placement & higher studies for previous 3 years

Academic Year	No. of first year students intake in the year	No. of first year students admitted in the year	Academic Year	No. of students graduating in minimum stipulated time	No. of students placed	Median salary of placed graduates(Amount in Rs.)	No. of students selected for Higher Studies
2017-18	15	12	2018-19	11	0	0(Zero)	0
2018-19	15	15	2019-20	13	0	0(Zero)	0
2019-20	15	15	2020-21	15	0	0(Zero)	0

Ph.D Student Details

Principal In-charge
Nanded Pharmacy College
Nanded.



Prof. (Dr.) N. B. Ghiware
Principal
Nanded Pharmacy College

Ph.D (Student pursuing doctoral program till 2020-21 Students admitted in the academic year 2020-21 should not be entered here.)

Full Time	Total Students		
Part Time	15		
	0		
No. of Ph.D students graduated (Including Integrated Ph.D)			
	2020-21	2019-20	2018-19
Full Time	3	6	1
Part Time	0	0	0

Financial Resources: Utilised Amount for the Capital expenditure for previous 3 years

Academic Year	2020-21	2019-20	2018-19
	Utilised Amount	Utilised Amount	Utilised Amount
Annual Capital Expenditure on Academic Activities and Resources (excluding expenditure on buildings)			
Library	0 (Zero)	0 (Zero)	229743 (Two Lakhs Twenty nine Thousands Seven Forty Three)
New Equipment for Laboratories	0 (Zero)	207816 (Two Lakhs Seven Thousands Eight Sixteen)	0 (Zero)
Other expenditure on creation of Capital Assets (excluding expenditure on Land and Building)	27350 (Twenty Seven Thousands Three Fifty)	848305 (Eight Lakhs Forty Eight Thousands Three Hundred Five)	7340 (Seven Thousands Three Hundred Forty)

Financial Resources: Utilised Amount for the Operational expenditure for previous 3 years

Academic Year	2020-21	2019-20	2018-19
	Utilised Amount	Utilised Amount	Utilised Amount
Annual Operational Expenditure			
Salaries (Teaching and Non Teaching staff)	10912369 (One Crore Nine Lakhs Twelve Thousands Three Sixty Nine)	11023659 (One Crore Ten Lakhs Twenty Three Thousands Six Fifty Nine)	11026326 (One Crore Ten Lakhs Twenty Six Thousands Three Twenty Six)
Maintenance of Academic Infrastructure or consumables and other running expenditures(excluding maintenance of hostels and allied services,rent of the building, depreciation cost, etc)	1901480 (Nineteen Lakhs One Thousand Four Eighty)	2619990 (Twenty Six Lakhs Nineteen Thousands Nine Ninety)	2709574 (Twenty Seven Lakhs Nine Thousands Five Seventy Four)
Seminars/Conferences/Workshops	0 (Zero)	0 (Zero)	0 (Zero)

IPR

Calendar year	2020	2019	2018
No. of Patents Published	0	0	0
No. of Patents Granted	0	0	0

Sponsored Research Details

Financial Year	2020-21	2019-20
Total no. of Sponsored Projects	0	0

Principal In charge
Nanded Pharmacy College
Nanded.



Prof. (Dr.) N. B. Chaware
Principal
Nanded Pharmacy College
Nanded.

Total no. of Funding Agencies	0	1	0
Total Amount Received (Amount in Rupees)	0	167500	0
Amount Received in Words	Zero	One Lakh Sixty Seven Thousands Five Hundred	Zero

Consultancy Project Details

Financial Year	2020-21	2019-20	2018-19
Total no. of Consultancy Projects	0	0	10
Total no. of Client Organizations	0	0	4
Total Amount Received (Amount in Rupees)	0	0	16500
Amount Received in Words	Zero	Zero	Sixteen Thousands Five Hundred

PCS Facilities: Facilities of physically challenged students

1. Do your institution buildings have Lifts/Ramps?	Yes, more than 60% of the buildings
2. Do your institution have provision for walking aids, including wheelchairs and transportation from one building to another for handicapped students?	Yes
3. Do your institution buildings have specially designed toilets for handicapped students?	Yes, more than 60% of the buildings


Faculty Details

Smo	Name	Age	Designation	Gender	Qualification	Experience (In Months)	Currently working with Institution?	Joining Date	Leaving Date	Association type	1
Dr Nitin Basawanappa Ghilwara	52	Dean / Principal / Director / Vice Chancellor	Male	Ph.D	335	Yes	01-09-1998	--	Regular	2	Dr Mahavir Hiratal Ghante
41	Associate Professor	Male	Ph.D	190	Yes	07-12-2010	--	Regular	3	Mr Shailesh Brijkishor Dhoot	54
Assistant Professor	Male	M. Pharm	347	Yes	12-08-1999	--	Regular	4	Dr Ashish Babanrao Roge	35	Assistant Professor
Male	Ph.D	131	Yes	01-09-2010	--	Regular	5	Dr Sagar Nareshrao Firke	36	Assistant Professor	Male
Ph.D	142	Yes	26-10-2009	--	Regular	6	Mr Vijay Nagesh Gunjkar	38	Assistant Professor	Male	M. Pharm
143	Yes	24-08-2010	--	Regular	7	Dr Shrinivas Keshvrao Sarje	39	Assistant Professor	Male	Ph.D	141
Yes	25-08-2010	--	Regular	8	Ms Rupalee Manohar Dhane	41	Assistant Professor	Female	M. Pharm	185	Yes
01-09-2010	--	Regular	9	Mr Anup Tukaram Sharma	44	Assistant Professor	Male	M. Pharm	132	Yes	01-08-2017
--	Regular	10	Ms Megha Mukund Muley	28	Assistant Professor	Female	M. Pharm	45	Yes	08-09-2017	146
Adhoc / Contractual	11	Ms Swati Ashokrao Tekale	32	Assistant Professor	Female	M. Pharm	45	Yes	07-09-2017	13	Adhoc / Contractual
12	Ms Shivmala Badure	44	Lecturer	Female	M.Sc.	40	Yes	01-07-2016			

Prof. (Dr.) N. B. Ghilwara
Principal
Nanded Pharmacy College
Nanded.



Mr Atshay Kashiram Daswad	30	Assistant Professor	Male	M. Pharm	30	Yes	01-01-2019	-	Adhoc / Contractual	14	Mr Shaikh Ibrahim
28	Assistant Professor	Male	M. Pharm	22	Yes	01-01-2019	-	Adhoc / Contractual	15	Ms Shagufta Bano Ashrafuddin Farooqui	27



Handwritten signature in blue ink.

Principal in-charge
Nanded Pharmacy College
Nanded.

Handwritten signature in black ink.

Prof.(Dr.) N. B. Ghiware
Principal
Nanded Pharmacy College
Nanded.

PHARMACY

National Institutional Ranking Framework
 Ministry of Education
 Government of India
 Welcome to Data Capturing System: PHARMACY

NIKE - 2021
 09.02.2021

Submitted Institute Data for NIRF'2021'

Institute Name: Nanded Pharmacy College, Shyam Nagar, Nanded [IR-P-C-7403]

Sanctioned (Approved) Intake

Academic Year	2019-20	2018-19	2017-18	2016-17	2015-16	2014-15
UG [4 Years Program(s)]	40	40	40	40	-	-
PG [2 Year Program(s)]	18	15	-	-	-	-

Total Actual Student Strength (Program(s) Offered by Your Institution)

(All programs of all years)	No. of Male Students	No. of Female Students	Total Students	Within State (Including male & female)	Outside State (Including male & female)	Outside Country (Including male & female)	Economically Backward (Including male & female)	Socially Challenged (SC+ST+OBC Including male & female)	No. of students receiving full tuition fee reimbursement from the State and Central Government	No. of students receiving full tuition fee reimbursement from Institution Funds	No. of students receiving full tuition fee reimbursement from the Private Bodies	No. of students who are not receiving full tuition fee reimbursement
UG [4 Years Program(s)]	83	89	172	172	0	0	43	42	21	0	0	64
PG [2 Year Program(s)]	11	18	29	29	0	0	8	13	8	0	0	13

Placement & Higher Studies

UG [4 Years Program(s)]: Placement & higher studies for previous 3 years

Academic Year	No. of first year students intake in the year	No. of first year students admitted in the year	Academic Year	No. of students admitted through Lateral entry	Academic Year	No. of students graduating in minimum stipulated time	No. of students placed	Median salary of placed graduates(Amount in Rs.)	No. of students selected for Higher Studies
2014-15	40	38	2015-16	8	2017-18	38	3	180000(One Lakh Eighty Thousands)	25
2015-16	40	39	2016-17	5	2018-19	27	0	0(Zero)	19
2016-17	40	39	2017-18	7	2019-20	48	0	0(Zero)	20

PG [2 Years Program(s)]: Placement & higher studies for previous 3 years

Academic Year	No. of first year students intake in the year	No. of first year students admitted in the year	Academic Year	No. of students graduating in minimum stipulated time	No. of students placed	Median salary of placed graduates(Amount in Rs.)	No. of students selected for Higher Studies
2016-17	15	12	2017-18	10	2	240000(Two Lakh Forty Thousands)	0
2017-18	15	12	2018-19	11	0	0(Zero)	0
2018-19	15	15	2019-20	13	0	0(Zero)	0

Principal
 Nanded Pharmacy College
 Nanded.

Prof. (Dr.) N. B. Ghiware
 Principal
 Nanded Pharmacy College
 Nanded

Ph.D Student Details

Ph.D (Student pursuing doctoral program till 2019-20 Students admitted in the academic year 2020-21 should not be entered here.)			
			Total Students
Full Time			22
Part Time			0
No. of Ph.D students graduated (including Integrated Ph.D)			
	2019-20	2018-19	2017-18
Full Time	6	1	0
Part Time	0	0	0

Financial Resources: Utilised Amount for the Capital expenditure for previous 3 years

Academic Year	2019-20	2018-19	2017-18
	Utilised Amount	Utilised Amount	Utilised Amount
Annual Capital Expenditure on Academic Activities and Resources (excluding expenditure on buildings)			
Library	0 (Zero)	229743 (Two Lakh Twenty Nine Thousands Seven Forty Three)	140951 (One Lakh Forty Thousands Nine Fifty One)
New Equipment for Laboratories	207816 (Two Lakh Seven Thousands Eight Sixteen)	0 (Zero)	0 (Zero)
Other expenditure on creation of Capital Assets (excluding expenditure on Land and Building)	848305 (Eight Lakh Forty Eight Thousands Three Hundred Five)	7340 (Seven Thousands Three Forty)	213048 (Two Lakh Thirteen Thousands Forty Eight)

Financial Resources: Utilised Amount for the Operational expenditure for previous 3 years

Academic Year	2019-20	2018-19	2017-18
	Utilised Amount	Utilised Amount	Utilised Amount
Annual Operational Expenditure			
Salaries (Teaching and Non Teaching staff)	11023659 (One Crore Ten Lakh Twenty Three Thousands Six Fifty Nine)	11026326 (One Crore Ten Lakh Twenty Six Thousands Three Twenty Six)	11026990 (One Crore Ten Lakh Twenty Six Thousands Nine Ninety)
Maintenance of Academic Infrastructure or consumables and other running expenditures(excluding maintenance of hostels and allied services,rent of the building, depreciation cost, etc)	2619990 (Twenty Six Lakh Nineteen Thousands Nine Ninety)	2709574 (Twenty seven Lakh Nine Thousands Five Seventy Four)	2632553 (Twenty Six Lakh Thirty Two Thousands Five Fifty Three)
Seminars/Conferences/Workshops	0 (Zero)	0 (Zero)	0 (Zero)

IPR

Calendar year	2019	2018	2017
No. of Patents Published	0	0	0
No. of Patents Granted	0	0	0

Sponsored Research Details

Financial Year	2019-20	2018-19	2017-18
			12

Principal
 Nanded Pharmacy College
 Nanded.

Stamp: Nanded Pharmacy College, Nanded, Maharashtra. 2149, 146.

Prof.(Dr.) N. B. Ghiware
 Principal
 Nanded Pharmacy College

Total no. of Sponsored Projects	2	0	0
Total no. of Funding Agencies	1	0	0
Total Amount Received (Amount in Rupees)	167500	0	0
Amount Received in Words	One Lakh Sixty Seven Thousands Five Hundred	Zero	Zero

Consultancy Project Details

Financial Year	2019-20	2018-19	2017-18
Total no. of Consultancy Projects	0	10	7
Total no. of Client Organizations	0	4	3
Total Amount Received (Amount in Rupees)	0	16500	15000
Amount Received in Words	Zero	Sixteen Thousands Five Hundred	Fifteen Thousands

PCS Facilities: Facilities of physically challenged students

1. Do your institution buildings have Lifts/Ramps?	Yes, more than 60% of the buildings
2. Do your institution have provision for walking aids, including wheelchairs and transportation from one building to another for handicapped students?	Yes
3. Do your institution buildings have specially designed toilets for handicapped students?	Yes, more than 60% of the buildings

Faculty Details

Srno	Name	Age	Designation	Gender	Qualification	Experience (In Months)	Is Associated Last Year	Currently working with institution?	Joining Date	Leaving Date	Association type
1	Dr Nitin Basawanappa Ghiware	51	Dean / Principal / Director / Vice Chancellor	Male	Ph.D	323	Yes	Yes	01-09-1998	--	Regular
2	Dr Mahavir Hiralal Ghante	40	Associate Professor	Male	Ph.D	178	Yes	Yes	07-12-2010	--	Regular
3	Mr Shailesh Brijkishor Dhoot	53	Assistant Professor	Male	M. Pharm	335	Yes	Yes	12-08-1999	--	Regular
4	Dr Ashish Babanrao Roge	34	Assistant Professor	Male	Ph.D	119	Yes	Yes	01-09-2010	--	Regular
5	Dr Sagar Nareshrao Firke	35	Assistant Professor	Male	Ph.D	130	Yes	Yes	26-10-2009	--	Regular
6	Mr Vijay Nagesh Gunjkar	37	Assistant Professor	Male	M. Pharm	131	Yes	Yes	24-08-2010	--	Regular
7	Dr Shrinivas Keshvrao Sarje	38	Assistant Professor	Male	Ph.D	129	Yes	Yes	25-08-2010	--	Regular
8	Ms Rupalee Manohar Dhane	40	Assistant Professor	Female	M. Pharm	173	Yes	Yes	01-09-2010	--	Regular
9	Mr Anup Tukaram Sharma	43	Assistant Professor	Male	M. Pharm	120	Yes	Yes	01-08-2011	--	Regular
10	Ms Megha Mukund Muley	27	Assistant Professor	Female	M. Pharm	34	Yes	Yes	08-09-2017	--	Regular

Principal In-charge
Nanded Pharmacy College
Nanded.



Prof. (Dr.) N. B. Ghiware
Principal
Nanded Pharmacy College

11	Ms Swa'i Ashokrao Tekale	31	Assistant Professor	Female	M. Pharm	34	Yes	Yes	07-09-2017	--	Adhoc / Contractual
12	Ms Shivmala Badure	43	Lecturer	Female	M.Sc.	36	Yes	Yes	01-07-2016	--	Other
13	Mr Akshay Kashiram Daswad	29	Assistant Professor	Male	M. Pharm	19	Yes	Yes	01-01-2019	--	Adhoc / Contractual
14	Mr Shaikh Ibrahim	27	Assistant Professor	Male	M. Pharm	19	Yes	Yes	01-01-2019	--	Adhoc / Contractual
15	Ms Shagufta Bano Ashrafuddin Farooqui	26	Assistant Professor	Female	Master of Pharmacy	8	Yes	Yes	12-12-2019	--	Adhoc / Contractual



OH
Principal in-charge
Nanded Pharmacy College
Nanded.



OH
Prof.(Dr.) N. B. Ghiware
Principal
Nanded Pharmacy College
Nanded.

Pharmacy

ID - IR-P-C-7403 Date-22-11-201

P - Nbghiware@3

National Institutional Ranking Framework
 Ministry of Human Resource Development
 Government of India
 Welcome to Data Capturing System: PHARMACY

Submitted Institute Data for NIRF'2020*

Institute Name: Nanded Pharmacy College, Shyam Nagar, Nanded [IR-P-C-7403]

Sanctioned (Approved) Intake

Academic Year	2018-19	2017-18	2016-17	2015-16	2014-15	2013-14
UG [4 Years Program(s)]	40	40	40	40	-	-
PG [2 Year Program(s)]	15	15	-	-	-	-

Total Actual Student Strength (Program(s) Offered by Your Institution)

(All programs of all years)	No. of Male Students	No. of Female Students	Total Students	Within State (Including male & female)	Outside State (Including male & female)	Outside Country (Including male & female)	Economically Backward (Including male & female)	Socially Challenged (SC+ST+OBC Including male & female)	No. of students receiving full tuition fee reimbursement from the State and Central Government	No. of students receiving full tuition fee reimbursement from Institution Funds	No. of students receiving full tuition fee reimbursement from the Private Bodies	No. of students who are not receiving full tuition fee reimbursement
UG [4 Years Program(s)]	84	79	163	163	0	0	41	46	21	0	0	66
PG [2 Year Program(s)]	10	18	28	28	0	0	6	10	7	0	0	9

Placement & Higher Studies

UG [4 Years Program(s)]: Placement & higher studies for previous 3 years


Academic Year	No. of first year students intake in the year	No. of first year students admitted in the year	Academic Year	No. of students admitted through Lateral entry	Academic Year	No. of students graduating in minimum stipulated time	No. of students placed	Median salary of placed graduates(Amount in Rs.)	No. of students selected for Higher Studies
2013-14	40	35	2014-15	8	2016-17	30	0	0(Zero)	12
2014-15	40	38	2015-16	8	2017-18	38	3	180000(One lakh Eighty Thousands)	25
2015-16	40	39	2016-17	5	2018-19	27	0	0(Zero)	19

PG [2 Years Program(s)]: Placement & higher studies for previous 3 years

Academic Year	No. of first year students intake in the year	No. of first year students admitted in the year	Academic Year	No. of students graduating in minimum stipulated time	No. of students placed	Median salary of placed graduates(Amount in Rs.)	No. of students selected for Higher Studies
2015-16	18	12	2016-17	10	0	0(Zero)	0
2016-17	18	12	2017-18	12	2	240000(Two lakh Forty Thousands)	0
2017-18	15	15	2018-19	12	0	0	0


Principal In-charge
 Nanded Pharmacy College
 Nanded


 2149
 146


Prof. (Dr.) N.B. Ghiware
 Principal
 Nanded Pharmacy College

Ph.D Student Details

Ph.D (Student pursuing doctoral program till 2017-18; Students admitted in the academic year 2018-19 should not be entered here.)			
		Total Students	
Full Time		23	
Part Time		0	
No. of Ph.D students graduated (including Integrated Ph.D)			
	2018-19	2017-18	2016-17
Full Time	1	0	0
Part Time	0	0	0

Financial Resources: Utilised Amount for the Capital expenditure for previous 3 years

Academic Year	2018-19	2017-18	2016-17
	Utilised Amount	Utilised Amount	Utilised Amount
Annual Capital Expenditure on Academic Activities and Resources (excluding expenditure on buildings)			
Library	229743 (Two Lakhs Twenty Nine Thousands Seven Forty Three)	140951 (One Lakh Forty Thousands Nine Fifty One)	113262 (One Lakh Thirteen Thousands Two Sixty Two)
New Equipment for Laboratories	0 (Zero)	0 (Zero)	0 (Zero)
Other expenditure on creation of Capital Assets (excluding expenditure on Land and Building)	7340 (Seven Thousands Three Forty)	213048 (Two Lakhs Thirteen Thousands Forty Eight)	0 (Zero)

Financial Resources: Utilised Amount for the Operational expenditure for previous 3 years

Academic Year	2018-19	2017-18	2016-17
	Utilised Amount	Utilised Amount	Utilised Amount
Annual Operational Expenditure			
Salaries (Teaching and Non Teaching staff)	11026326 (One Crore Ten Lakhs Twenty Six Thousands Three Twenty Six)	11026990 (One Crore Ten Lakhs Twenty Six Thousands Nine Ninety)	9922039 (Ninety Nine Lakhs Twenty Two Thousands Thirty Nine)
Maintenance of Academic Infrastructure or consumables and other running expenditures(excluding maintenance of hostels and allied services,rent of the building, depreciation cost, etc)	2709574 (Twenty Seven Lakhs Nine Thousands Five Seventy Four)	2632553 (Twenty Six Lakhs Thirty Two Thousands Five Fifty Three)	2757874 (Twenty Seven Lakhs Fifty Seven Thousands Eight Seventy Four)
Seminars/Conferences/Workshops	0 (Zero)	0 (Zero)	0 (Zero)


IPR

Calendar year	2018	2017	2016
No. of Patents Published	0	0	0
No. of Patents Granted	0	0	0

Sponsored Research Details

Financial Year	2018-19	2017-18	2016-17

Principal In-charge
Nanded Pharmacy College
Nanded



Prof. (Dr.) N. B. Ghitware
Principal

Nanded Pharmacy College 16
Nanded

Total no. of Sponsored Projects	0	0	0
Total no. of Funding Agencies	0	0	0
Total Amount Received (Amount in Rupees)	0	0	0
Amount Received in Words	Zero	Zero	Zero

Consultancy Project Details

Financial Year	2018-19	2017-18	2016-17
Total no. of Consultancy Projects	10	7	6
Total no. of Client Organizations	4	3	2
Total Amount Received (Amount in Rupees)	16500	15000	14000
Amount Received in Words	Sixteen thousands five hundred	Fifteen Thousands	Fourteen Thousands

PCS Facilities: Facilities of physically challenged students

1. Do your institution buildings have Lifts/Ramps?	Yes, more than 60% of the buildings
2. Do your institution have provision for walking aids, including wheelchairs and transportation from one building to another for handicapped students?	No
3. Do your institution buildings have specially designed toilets for handicapped students?	Yes, more than 60% of the buildings

Awards Details

1. How many faculty member of your institution have received highly reputed national/international awards/recognition from central government agencies in the previous academic year 2018-19	0
2. How many students of your institution have won international awards in the previous academic year 2018-19	0



Faculty Details

Srno	Name	Age	Designation	Gender	Qualification	Experience (In Months)	Is Associated Last Year	Currently working with Institution?	Joining Date	Leaving Date	Association type
1	Dr Nitin Basawanappa Ghware	50	Professor	Male	Ph.D	311	Yes	Yes	01-09-1998	-	Regular
2	Dr Mahavir Hiralal Ghante	39	Assistant Professor	Male	Ph.D	166	Yes	Yes	07-12-2010	-	Regular
3	Mr Shailesh Brijkishor Dhoot	52	Assistant Professor	Male	M. Pharm	323	Yes	Yes	12-08-1999	-	Regular
4	Mr Ashish Babanrao Roge	33	Lecturer	Male	M. Pharm	107	Yes	Yes	01-09-2010	-	Regular
5	Mr Sagar Nareshrao Firke	34	Lecturer	Male	M. Pharm	118	Yes	Yes	25-08-2009	-	Regular
6	Mr Vijay Nagesh Gunjkar	36	Lecturer	Male	M. Pharm	119	Yes	Yes	24-08-2010	-	Regular
7	Mr Shrinivas Keshvrao Sarje	37	Lecturer	Male	M. Pharm	117	Yes	Yes	25-08-2010	-	Regular

Prof. (Dr.) N. B. Ghware
Principal

Nanded Pharmacy College

8	Ms Rupalee Manchar Dhane	39	Lecturer	Female	M. Pharm	161	Yes	Yes	01-09-2010	--	Regular
9	Mr Anup Tukaram Sharma	42	Lecturer	Male	M. Pharm	108	Yes	Yes	01-08-2011	--	Regular
10	Ms Megha Mukund Muley	26	Lecturer	Female	M. Pharm	22	Yes	Yes	08-09-2017	--	Adhoc / Contractual
11	Ms Swati Ashokrao Tekale	30	Lecturer	Female	M. Pharm	22	Yes	Yes	07-09-2017	--	Adhoc / Contractual
12	Ms Shivmala Badure	42	Lecturer	Female	M.Sc.	30	Yes	Yes	01-07-2016	--	Other
13	Mr Akshay Kashiram Daswad	28	Assistant Professor	Male	M. Pharm	7	Yes	Yes	01-01-2019	--	Adhoc / Contractual
14	Mr Shaikh Ibrahim	26	Assistant Professor	Male	M. Pharm	7	Yes	Yes	01-01-2019	--	Adhoc / Contractual



AS
Principal in-charge
Nanded Pharmacy College
Nanded.

AS
Prof. (Dr.) N. B. Ghiware
Principal
Nanded Pharmacy College
Nanded.



National Institutional Ranking Framework
Ministry of Human Resource Development
Government of India



(/NIRFIndia/Home)

Welcome to Data Capturing System: PHARMACY

Institute ID: IR-P-C-7403

Institute Name: Nanded Pharmacy College, Shyam Nagar, Nanded


← Go Back (/DCS/Home)


Full Report


Sanctioned (Approved) Intake

Academic Year	2017-18	2016-17	2015-16	2014-15	2013-14	2012-13
UG [4 Years Program(s)]: Sanctioned (approved) students intake	40	40	40	40	---	---
PG [2 Years Program(s)]	15	18	---	---	---	---

Total Actual Student Strength (Program(s) Offered by Your Institution)


Principal In-charge
Nanded Pharmacy College
Nanded.




Prof. (Dr.) N. B. Ghilware
Principal
Nanded Pharmacy College
Nanded. 19

(All programs of all years)	No. of Male Students	No. of Female Students	Total Students	Within State (Including male & female)	Outside State (Including male & female)	Outside Country (Including male & female)	Economically Backward (Including male & female)	Socially Challenged (SC+ST+OBC Including male & female)	No. of students receiving full tuition fee reimbursement from the State and Central Government	No. of students receiving full tuition fee reimbursement from Institution Funds	No. of students receiving full tuition fee reimbursement from the Private Bodies	No. of students who are not receiving full tuition fee reimbursement
UG [4 Years Program(s)]	82	88	170	170	0	0	46	48	21	0	0	73
PG [2 Years Program(s)]	11	15	26	26	0	0	4	12	8	0	0	8

Placement & Higher Studies

UG [4 Years Program(s)]: Placement & higher studies for previous 3 years

Academic Year	No. of first year students intake in the year	No. of first year students admitted in the year	Academic Year	No. of students admitted through Lateral entry	Academic Year	No. of students graduating in minimum stipulated time	No. of students placed	Median salary of placed graduates (Amount in Rs.)	No. of students selected for Higher Studies
(2012-13)	40	40	(2013-14)	8	(2015-16)	46	3	160000 (One Lakh Sixty Thousands)	22
(2013-14)	40	35	(2014-15)	8	(2016-17)	38	0	0 (Zero)	12
(2014-15)	40	38	(2015-16)	8	(2017-18)	2149	3	180000 (One lakh Eighty Thousands)	25

Principal-in-charge
Nanded Pharmacy College
Nanded.



Prof. (Dr.) N. B. Ghiware
Principal
Nanded Pharmacy College
Nanded.


PG [2 Years Program(s)]: Placement & higher studies for previous 3 years

Academic Year	No. of first year students intake in the year	No. of first year students admitted in the year	Academic Year	No. of students graduating in minimum stipulated time	No. of students placed	Median salary of placed graduates (Amount in Rs.)	No. of students selected for Higher Studies
(2014-15)	18	14	(2015-16)	13	1	180000 (One Lakh Eighty Thousands)	0
(2015-16)	18	12	(2016-17)	10	0	0 (Zero)	0
(2016-17)	18	12	(2017-18)	11	2	240000 (Two Lakh Forty Thousands)	0

Ph.D Student Details

Ph.D (Student pursuing doctoral program till 2017-18; Students admitted in the academic year 2018-19 should not be entered here.)

	Total Students
Full Time	24
Part Time	0


Principal in charge
Nanded Pharmacy College
Nanded.





Prof. (Dr.) N. B. Ghiware
Principal
Nanded Pharmacy College
Nanded.


No. of Ph.D students graduated (including Integrated Ph.D)

	2017-18	2016-17	2016-17
Full Time	1	0	0
Part Time	0	0	0

Financial Resources: Utilised Amount for the Capital & Operational expenditure for previous 3 years

Financial Year	2017-18 Utilised Amount	2016-17 Utilised Amount	2015-16 Utilised Amount
Annual Capital Expenditure on Academic Activities and Resources (excluding expenditure on buildings)			
Library	140951 (One Lakh Forty Thousands Nine hundred Fifty One)	113262 (One Lakh Thirteen Thousands Two Sixty Two)	25388 (Twenty Five Thousands Three Eighty Eight)
New Equipment for Laboratories	0 (Zero)	0 (Zero)	17008 (Seventeen Thousands Eight)
Other expenditure on creation of Capital Assets (excluding expenditure on Land and Building)	213048 (Two Lakhs Thirteen thousands Forty Eight)	0 (Zero)	0 (Zero)
Annual Operational Expenditure			
Salaries (Teaching and Non Teaching staff)	11026990 (One Crore Ten Lakhs Twenty Six Thousands Nine Hundred Ninty)	9922039 (Ninty Nine Lakhs Twenty Two Thousands Thirty Nine)	10517009 (One Crore Five Lakhs Seventeen Thousands Nine)

Signature
Principal
Nanded Pharmacy College
Nanded.



Signature
Prof.(Dr.) N.B. Ghiware
Principal
Nanded Pharmacy College
Nanded.

Financial Year	2017-18	2016-17	2015-16
	Utilised Amount	Utilised Amount	Utilised Amount
Maintenance of Academic Infrastructure or consumables, other running expenditures etc. (excluding maintenance of hostels and allied services)	2632553 (Twenty Six Lakhs Thirty Two Thousands Five Fifty Three)	2757874 (Twenty Seven Lakhs Fifty Seven Thousands Eight Seventy Four)	2766499 (Twenty Seven Lakhs Sixty Six Thousands Four Ninty Nine)
Seminars/Conferences/Workshops	0 (Zero)	0 (Zero)	0 (Zero)

IPR


Calendar year	2017	2016	2015
No. of Patents Published	0	0	0
No. of Patents Granted	0	0	0

Sponsored Research Details

Financial Year	2017-18	2016-17	2015-16
Total no. of Sponsored Projects	0	0	0
Total no. of Funding Agencies	0	0	0
Total Amount Received (Amount in Rupees)	0	0	0
Amount Received in Words	Zero	Zero	Zero



[Signature]
Principal In-charge
Nanded Pharmacy College
Nanded.



[Signature]
Prof. (Dr.) N. B. Ghiware
Principal
Nanded Pharmacy College
Nanded.

Consultancy Project Details

Financial Year	2017-18	2016-17	2015-16
Total no. of Consultancy Projects	7	6	10
Total no. of Client Organizations	3	2	2
Total Amount Received (Amount in Rupees)	15000	14000	18000
Amount Received in Words	Fifteen thousands	Fourteen thousands	Eighteen Thousands

PCS Facilities: Facilities of physically challenged students


1. Do your institution buildings have Lifts/Ramps?	Not available
2. Do your institution have provision for walking aids, including wheelchairs and transportation from one building to another for handicapped students?	No
3. Do your institution buildings have specially designed toilets for handicapped students?	Yes, less than 40% of the buildings

Faculty Details

1. How many faculty members of your institution have received highly reputed national/international awards/recognition from Central government agencies in the previous year (2017-18)? 0




[Signature]
Principal In-charge
Nanded Pharmacy College
Nanded.




[Signature]
Prof. (Dr.) N. B. Ghiware
Principal
Nanded Pharmacy College
Nanded.

Srno	Name	Age	Designation	Gender	Qualification	Experience (In Months)	Is Associated Last Year	Currently working with institution?	Joining Date	Leaving Date	Association type
1	Dr Nitin Basawanappa Ghiware	49	Professor	Male	Ph.D	299	Yes	Yes	01-09-1998	---	Regular
2	Dr Giridhar Raosaheb Shendarkar	40	Assistant Professor	Male	Ph.D	95	Yes	Yes	24-08-2010	---	Regular
3	Dr Mahavir Hiralal Ghante	38	Assistant Professor	Male	Ph.D	154	Yes	Yes	07-12-2010	---	Regular
4	Mr Shailesh Brijkishor Dhoot	51	Assistant Professor	Male	M. Pharm	311	Yes	Yes	12-08-1999	---	Regular
5	Mr Ashish Babanrao Roge	32	Lecturer	Male	M. Pharm	95	Yes	Yes	01-09-2010	---	Regular
6	Mr Sagar Nareshrao Firke	33	Lecturer	Male	M. Pharm	106	Yes	Yes	26-10-2009	---	Regular
7	Mr Vijay Nagesh Gunjkar	35	Lecturer	Male	M. Pharm	107	Yes	Yes	24-08-2010	---	Regular
8	Mr Shriniwas Keshvrao Sarje	36	Lecturer	Male	M. Pharm	105	Yes	Yes	25-08-2010	---	Regular
9	Ms Rupalee Manohar Dhane	38	Lecturer	Female	M. Pharm	149	Yes	Yes	01-09-2010	---	Regular
10	Mr Anup Tukaram Sharma	41	Lecturer	Male	M. Pharm	96	Yes	Yes	01-08-2011	---	Regular
11	Mr Rajendra Madhukar Kawade	39	Lecturer	Male	M. Pharm	144	Yes	Yes	01-09-2010	31-07-2017	Regular
12	Dr Namdev Yeshwantrao Gond	48	Professor	Male	Ph.D	276	Yes	Yes	22-10-1997	14-09-2016	Regular



Principal In-charge
Nanded Pharmacy College
Nanded.




Prof. (Dr.) N. B. Ghiware
Principal
Nanded Pharmacy College

13	Ms Megha Mukund Muley	25	Lecturer	Female	M. Pharm	19	Yes	Yes	08-09-2017	---	Adhoc / Contractual
14	Ms Swati Ashokrao Tekale	29	Lecturer	Female	M. Pharm	9	Yes	Yes	07-09-2017	---	Adhoc / Contractual
15	Ms Shivmala Badure	41	Lecturer	Female	M.Sc.	60	Yes	Yes	01-07-2016	---	Other



NB
Principal in-charge
Nanded Pharmacy College
Nanded.



NB
Prof.(Dr.) N. B. Ghiware
Principal
Nanded Pharmacy College
Nanded.

India Ranking 2018



National Institutional Ranking Framework
Ministry of Human Resource Development
Government of India



(/NIRFIndia/Home)

Welcome to Data Capturing System: PHARMACY

Institute ID: IR-1-P-P-C-7403

Institute Name: Nanded Pharmacy College, Shyam Nagar, Nanded

[← Go Back \(/DCS/Home\)](#)

Full Report

Sanctioned (Approved) Intake

Academic Year	2017-18	2016-17	2015-16	2014-15	2013-14	2012-13	2011-12
UG [4 Years Program(s)]	40	40	40	40	40	--	--
PG [2 Years Program(s)]	15	18	18	--	--	--	--

Total Actual Student Strength (Program(s) Offered by Your Institution)




Principal in-charge
Nanded Pharmacy College
Nanded.




Prof. (Dr.) N. B. Ghiware
Principal
Nanded Pharmacy College
Nanded.

(All programs of all years)	No. of Male Students	No. of Female Students	Total Students	Within State (Including male & female)	Outside State (Including male & female)	Outside Country (Including male & female)	Economically Backward (Including male & female)	Socially Challenged (SC+ST+OBC Including male & female)	No. of students receiving Freeships / Scholarships from the State and Central Government	No. of students receiving Freeships / Scholarships from Institution Funds	No. of students receiving Freeships / Scholarships from the Private Bodies	No. of students who are not receiving any Freeships / Scholarships
UG [4 Years Program(s)]	80	89	169	169	0	0	43	64	107	0	0	0
PG [2 Years Program(s)]	8	15	23	23	0	0	0	10	7	0	0	3

Placement & Higher Studies



[Signature]
Principal In-charge
Nanded Pharmacy College
Nanded.



[Signature]
Prof. (Dr.) N. B. Ghiware
Principal
Nanded Pharmacy College
Nanded.

UG [4 Years Program(s)]: Placement & higher studies for previous 3 years

Academic Year	No. of first year students intake in the year	No. of first year students admitted in the year	Academic Year	No. of students admitted through Lateral entry	Academic Year	No. of students graduating in minimum stipulated time	No. of students placed	Median salary of placed graduates (Amount in Rs.)	No. of students selected for Higher Studies
(2011-12)	40	40	(2012-13)	8	(2014-15)	37	3	140000 (One Lakh Forty Thousands)	19
(2012-13)	40	40	(2013-14)	8	(2015-16)	46	3	160000 (One Lakh Sixty Thousands)	22
(2013-14)	40	35	(2014-15)	8	(2016-17)	30	0	0 (Zero)	12


PG [2 Years Program(s)]: Placement & higher studies for previous 3 years

Academic Year	No. of first year students intake in the year	No. of first year students admitted in the year	Academic Year	No. of students graduating in minimum stipulated time	No. of students placed	Median salary of placed graduates (Amount in Rs.)	No. of students selected for Higher Studies
(2013-14)	18	14	(2014-15)	13	0	0 (Zero)	0
(2014-15)	18	14	(2015-16)	13	1	180000 (One Lakh Eighty Thousands)	0
(2015-16)	18	12	(2016-17)	10	0	0 (Zero)	0

Ph.D Student Details



[Signature]
Principal In-charge
Nanded Pharmacy College
Nanded.



[Signature]
Prof. (Dr.) N. B. Ghiware
Principal
Nanded Pharmacy College
Nanded.

Ph.D (Student pursuing doctoral program till 2016-17; Students admitted in the academic year 2017-18 should no be entered here).

	Total Students
Full Time	17
Part Time	0

No. of Ph.D students graduated (including Integrated Ph.D)


	2016-17	2015-16	2014-15
Full Time	0	0	0
Part Time	0	0	0

Financial Resources: Utilised Amount for the Capital & Operational expenditure for previous 3 years


Financial Year	2016-17	2015-16	2014-15
	Utilised Amount	Utilised Amount	Utilised Amount

Annual Capital Expenditure on Academic Activities and Resources (excluding expenditure on buildings)

Library	0 (Zero)	25388 (Twenty five Thousands Three Hundred Eighty Eight)	2250 (Two Thousand Two Hundred Fifty)
New Equipment for Laboratories	0 (Zero)	17008 (Seventeen Thousand Eight)	0 (Zero)



Principal In-charge
Nanded Pharmacy College
Nanded.



Prof. (Dr.) N. B. Ghiwar
Principal
Nanded Pharmacy College
Nanded.

Financial Year	2016-17	2015-16	2014-15
	Utilised Amount	Utilised Amount	Utilised Amount
Engineering Workshops	0 (Zero)	0 (Zero)	0 (Zero)
Studios	0 (Zero)	0 (Zero)	0 (Zero)
Other expenditure on creation of Capital Assets (excluding expenditure on Land and Building)	0 (Zero)	0 (Zero)	0 (Zero)
Annual Operational Expenditure			
Salaries (Teaching and Non Teaching staff)	9922039 (Ninty Nine Lakh Twenty Two Thousands Thirty Nine)	10517009 (One Crore Five Lakh Seventeen Thousands Nine)	10177082 (One Crore One Lakh Seventy Seven Thousands Eighty Two)
Maintenance of Academic Infrastructure or consumables, other running expenditures etc. (excluding maintenance of hostels and allied services)	2757874 (Twenty Seven Lakh Fifty Seven Thousands Eight Hundred Seventy Four)	2766499 (Twenty Seven Lakh Sixty Six Thousands Four Hundred Ninty Nine)	2746712 (Twenty Seven Lakh Forty Six Thousands Seven Hundred Twelve)
Seminars/Conferences/Workshops	0 (Zero)	0 (Zero)	10000 (Ten Thousands)

Earning From Patents(IPR)

Financial Year	2016-17	2015-16	2014-15
Earning From Patents (Amount in Rupees)	0	0	0
Enter Amount in Words	Zero	Zero	Zero



Handwritten signature
Principal in-charge
Nanded Pharmacy College
Nanded



Handwritten signature
Prof.(Dr.) N. B. Ghiware
Principal
Nanded Pharmacy College

Sponsored Research Details

Financial Year	2016-17	2015-16	2014-15
Total no. of Sponsored Projects	0	0	0
Total no. of Funding Agencies	0	0	0
Total Amount Received (Amount in Rupees)	0	0	0
Amount Received in Words	Zero	Zero	Zero

Consultancy Project Details


Financial Year	2016-17	2015-16	2014-15
Total no. of Consultancy Projects	6	10	20
Total no. of Client Organizations	2	2	3
Total Amount Received (Amount in Rupees)	14000	18000	49000
Amount Received in Words	Fourteen Thousands	Eighteen Thousands	Forty Nine Thousands

PCS Facilities: Facilities of physically challenged students

1. Do your institution buildings have Lifts/Ramps?



[Signature]
Principal In-charge
 Nanded Pharmacy College
 Nanded.



[Signature] No
Prof. (Dr.) N. B. Ghiwa
 Principal
 Nanded Pharmacy College
 Nanded.

2. Do your institution have provision for walking aids, including wheelchairs and transportation from one building to another for handicapped students?

No

3. Do your institution buildings have specially designed toilets for handicapped students?


Yes, in some of the buildings

Faculty Details

Srno	Name	Age	Designation	Gender	Qualification	Experience (In Months)	Is Associated Last Year	Currently working with institution?	Joining Date	Leaving Date	Association type
1	Dr Giridhar Raosaheb Shendarkar	39	Assistant Professor	Male	Ph.D	83	Yes	Yes	24-08-2010	---	Regular
2	Dr Mahavir Hiralal Ghante	37	Assistant Professor	Male	Ph.D	142	Yes	Yes	07-12-2010	---	Regular
3	Dr Namdev Yeshwantrao Gond	47	Professor	Male	Ph.D	252	Yes	No	22-10-1997	14-09-2016	Regular
4	Dr Nitin Basawanappa Ghiware	48	Professor	Male	Ph.D	287	Yes	Yes	01-09-1998	---	Regular
5	Mr Anup Tukaram Sharma	40	Lecturer	Male	M. Pharm	84	Yes	Yes	01-08-2011	---	Regular
6	Mr Ashish Babanrao Roge	31	Lecturer	Male	M. Pharm	83	Yes	Yes	01-09-2010	---	Regular



Principal In-charge
Nanded Pharmacy College
Nanded.




Prof. (Dr.) N. B. Ghiwar
Principal
Nanded Pharmacy College

7	Mr Rajendra Madhukar Kawade	38	Lecturer	Male	M. Pharm	143	Yes	No	01-09-2010	31-07-2017	Regular
8	Mr Sagar Nareshrao Firke	32	Lecturer	Male	M. Pharm	94	Yes	Yes	26-10-2009	---	Regular
9	Mr Shailesh Brijkishor Dhoot	50	Assistant Professor	Male	M. Pharm	299	Yes	Yes	12-08-1999	---	Regular
10	Mr Shrinivas Keshvrao Sarje	35	Lecturer	Male	M. Pharm	93	Yes	Yes	25-08-2010	---	Regular
11	Mr Vijay Nagesh Gunjkar	34	Lecturer	Male	M. Pharm	95	Yes	Yes	24-08-2010	---	Regular
12	Ms Megha Mukund Muley	24	Lecturer	Female	M. Pharm	11	No	Yes	08-09-2017	---	Adhoc / Contractual
13	Ms Rupalee Manohar Dhane	37	Lecturer	Female	M. Pharm	137	Yes	Yes	01-09-2010	---	Regular
14	Ms Shivmala Badure	40	Lecturer	Female	M.Sc.	60	Yes	Yes	01-07-2016	---	Other
15	Ms Swati Ashokrao Tekale	28	Lecturer	Female	M. Pharm	1	No	Yes	07-09-2017	---	Adhoc / Contractual



[Signature]
Principal In-charge
Nanded Pharmacy College
Nanded.



[Signature]
Prof.(Dr.) N.B. Ghiwar
Principal
Nanded Pharmacy College
Nanded.



॥ सा विद्या या विमुक्तये ॥

स्वामी रामानंद तीर्थ मराठवाडा विद्यापीठ, नांदेड

"ज्ञानतीर्थ" परिसर, विष्णुपुरी, नांदेड - ४३१६०६ (महाराष्ट्र)

SWAMI RAMANAND TEERTH MARATHWADA UNIVERSITY NANDED

"Dnyanteerth", Vishnupuri, Nanded - 431606 Maharashtra State (INDIA).

Established on 17th September 1994 - Recognized by the UGC U/s 2(f) and 12(B), NAAC Re-accredited with 'A' Grade

Phone: (02462) 229242/43

ACADEMIC (AFFILIATION) SECTION

Website: srtmun.ac.in

Fax : (02462) 229574

E-mail: affi.srtmun@gmail.com

जा.क./शैक्षणिक/संलग्न-०३/नांदेड-१४६/२०२०-२०२१/१८३२

दिनांक :- १६.१०.२०२०

19.

प्रति,

By Registered

मा. प्राचार्य,
नांदेड कॉलेज ऑफ फार्मसी,
श्यामनगर, नांदेड.

विषय :- आपल्या महाविद्यालयातील बी.फार्मसी व एम.फार्मसी अभ्यासक्रमाच्या संलग्नकरणाच्या नूतनीकरण बाबत

संदर्भ :- १. विभागाचे पत्र क्र./शैक्षणिक/संलग्न-०३/१४६/२०१९-२०/३३१३, दि. १८.०२.२०२०.
२. मा.विद्या परिषद बैठक विषय क्र. २८/४७-२०२०, दि. २०.०६.२०२०

महोदय,

उपरोक्त विषयी व संदर्भिय पत्र क्र. ०१ अन्वये आपल्या महाविद्यालयातील बी.फार्मसी व एम.फार्मसी अभ्यासक्रमाची स्थानिक चौकशी समिती (L.I.C.) मार्फत तपासणी करण्यात आलेली होती. सदर समितीने उपरोक्त अभ्यासक्रमाची तपासणी करून सादर केलेला मा.विद्या परिषद बैठकीत ठेवण्यात आलेला होता.

मा.विद्या परिषदेने अहवालास सर्वानुमते मान्यता देण्यात देवून स्थानिक चौकशी समितीच्या २०१९ व २०२० च्या अहवालातील त्रुटीची पुर्तता सहा महिन्यांच्या आत पूर्ण करण्याच्या अधिन राहून शैक्षणिक वर्ष २०२०-२१ करीता महाविद्यालयातील बी.फार्मसी व एम.फार्मसी अभ्यासक्रमास संलग्नकरणाच्या नूतनीकरणास मान्यता प्रदान केलेली आहे.

उपरोक्त ठरावानुसार शैक्षणिक वर्ष २०२०-२१ साठी आपल्या महाविद्यालयातील बी.फार्मसी व एम.फार्मसी अभ्यासक्रमाच्या संलग्नकरणास नूतनीकरण प्रदान करण्यात येत असून समितीचा अहवाल सोबत जोडण्यात येत आहे. उपरोक्त प्रमाणे दोन्ही अहवालातील त्रुटीची पुर्तता सहा महिन्यांच्या आत पूर्ण करून विद्यापीठास अवगत करावे.

अन्यथा शैक्षणिक वर्ष २०२१-२२ करीता आपल्या महाविद्यालयातील उपरोक्त अभ्यासक्रमास कोणत्याही प्रकारचे संलग्नकरण प्रदान करण्यात येणार नाही, कृपया याची नोंद घेण्यात यावी. कळावे.

आपला विश्वासू,

उपकुलसचिव

शैक्षणिक (संलग्नकरण) विभाग

H: Pharmacy II College Letter

ONS / Puyes

- imp. U.C. - Uni.

- send letter to Society & take permission for purchase of deficiency material letter.

Principal in-charge
Nanded Pharmacy College
Nanded



SWAMI RAMANAND TEERTH MARATHWADA UNIVERSITY

Nanded-431606, Maharashtra State, India

Established on 17th September 1994, Recognized By the UGC U/s 2(f) and 12(B) NAAC Re-accredited with 'A' grade

Inspection Report for Fresh Affiliation/ Continuation of Affiliation/ Increase in Intake for the year 2020-21

(To be filled and submitted to SRTMU by an organization seeking approval of the course / continuation of the approval)

To be filled up by SRTMU		
Inspection No. :	FILE No. :	Date of Last LIC & its report: <u>8/4/2019</u>
To be filled up by LIC Inspectors		
Date of Inspection:		
Names of the Inspection Committee:	1. Dr. S M Vijayendra Swami 2. Dr S N Nagoba 3. Dr Shrinivas Bumrela	
Date of Last LIC & its report:	<u>8/4/2019</u>	

PART 1: GENERAL INFORMATION

Affiliation seeking for:

B. Pharm



M. Pharm



Pharm D



Pharm D Post Baccalaureate


1	Name of the Society/ Registration No. & Address with Phone Nos. E-mail ID:	Shri Sharda Bhavan Education Society. F-42(Nanded) Dt. 13/09/1963. ITM Building, VIP Road, Nanded. 02462-250949. Ssbes1963@gmail.com Enclose copy of Registration documents of Society/Trust: Annexure 1			
2	Name of the College with postal address: Landline: Mobile: E-mail ID:	NANDED PHARMACY COLLEGE, SHYAM NAGAR, NANDED. 02462-254347. 9422173899. ssbesnpc146@gmail.com			
3	Status of the course conducting body	Government / University / Autonomous / Aided / Private <input checked="" type="checkbox"/>			
4	College code: AICTE ID: DTE Code No:	0146 1-5040317 2149			
5	Name of the Principal/Head of the institution	Dr. Nitin B. Ghiware			
	Qualifications & Date of Birth	M. Pharm; PhD	D.O.B. : 03/03/1969		
	Experience	27 Years			
	Whether appointed through SRTMU, Nanded University Selection Committee	Yes/No <input checked="" type="checkbox"/>			
	Mobile: E-mail ID: Aadhar Card number: PAN Card number: Bank Account number:	9422173899 nbghiware@gmail.com 870333957262 ADOPG7774Q 52068609927			
6	Land Area Details	Actual Land Area	Expected Land Area		
		02 Acres	02 Acres		
7	Year of Establishment				
8	UG Courses run by the College	S. No.	Courses	Sanctioned Intake	Admission 2018-2019
		1	B. Pharm	40	42

23.10.2020



Principal In-charge
Nanded Pharmacy College
Nanded.

9	PG Courses (with specialization) run by the College	1	Pharm D (PB)	15	15
		2	Pharm D		
		3	M. Pharmacy in i) Pharmacology		
10	Details of Inspection/Affiliation Fee Paid	Name of the Bank: SBI, IF, Nanded DD No. (TR No. 219211597800) (1,40,000) 219211608142 (65,000) 219211612169 (17,000) Date: 30/07/2019 Amount (UG 1,40,000), (PG 65,000) (Research Centre 17,000)			
11	Status of the College in case of Minority College, latest Minority Certificate issued by the competent authority to be enclosed)	Minority <input checked="" type="checkbox"/> Non-Minority <input checked="" type="checkbox"/> Co Education / Women <input checked="" type="checkbox"/>			
12	Whether College Development Council has been constituted as per Maharashtra University Public Act 2016 and Date of last meeting	YES/NO <input checked="" type="checkbox"/> Date: 27/11/2017			
13	Whether Governing Body has been constituted and Date of last meeting	YES/NO <input checked="" type="checkbox"/> Date: 12/07/2019			
14	Working hours of the college	i) Office: 10:30 am to 5:30 pm ii) Academic: 8:00 am to 5:00 pm			
15	Work load statement Department wise, Teacher-wise (to be enclosed) Annexure 2	Attached			
16	Block time table for the course showing i) Room No. ii) Name of the Class iii) Name of the Teacher in each period (to be enclosed) Annexure 3	Attached			
17	Scale of pay Teaching Staff Non-Teaching Staff Whether revised pay scales of VII	VI-14 AICTE State Govt	AICTE/UGC/State Govt State Government	Remarks AICTE/State Govt Vith Pay	
18	Pay Commission are paid to the staff	NO Teaching: 114175 Non-teaching: 28802			
19	Details of salary paid Arbitration Register to be provided Teacher Bank Statement Annexure 4	Maximum salary: 114175 Minimum salary paid: 51040	Non-teaching: 28802 14884	Paid through: Cheque/Cash/Online	
20	institute have provide PF/ Gratuity/Pension benefit	Remarks: PF facility			
21	Updating College website	<input checked="" type="checkbox"/> YES/NO			
22	Whether recruitment appointment process is given to Teaching & Non-teaching staff	<input checked="" type="checkbox"/> YES/NO Given to 02 Staff			
23	Whether service book record of all teaching staff is updated and maintained in duplicate?	<input checked="" type="checkbox"/> YES/NO			
24	Whether provision facility is available for daily attendance of teaching & non-teaching staff?	<input checked="" type="checkbox"/> YES/NO			
25	Whether provision facility is available for daily attendance of teaching & non-teaching staff?	<input checked="" type="checkbox"/> YES/NO			



[Signature]
Principal In-charge
 Nanded Pharmacy College
 Nanded.

	entered in a general register?	
26	Discipline monitoring using CCTV facilities is available	✓ YES / NO
27	Clean College campus with maintained garden is available	✓ YES / NO
28	Whether fees collected from students are as approved by concerned authority?	✓ YES / NO
29	Participation of students in last year leads college activity, Youth Festival.	✓ YES / NO Enclose details: Annexure 5
30	Organization of intra- and inter-college, lead college, university and zonal sports events in previous academic year	No Enclose details: NA NIL Annexure-6
31	Participation of students in intra- and inter- college sports events in last year	✓ YES / NO Enclose details: Annexure 7
32	Participation of students in curricular and extra curricular events in last year	✓ YES / NO Enclose details: Annexure 8

33. Course wise Faculty Information Annexure 9- ATTACHED

Sr. No	Name of the Faculty	Designation	Qualification	Subject	Category	Joining Date	University Approval Letter No. & Date

(Note: Attach a separate list Annexure 9)

34. (a) Non-teaching Staff Details: Annexure 10- ATTACHED

Sr. No	Name	Designation	Qualification	Date of Joining

(Note: Attach a separate list Annexure 10)

(b) Supporting Staff Details: Annexure 11- ATTACHED

Sr. No	Name	Designation	Qualification	Date of Joining

(Note: Attach a separate list Annexure 11)



[Signature]
Principal In-charge
Nanded Pharmacy College
Nanded.

[Handwritten signature]

4/23

Nov letter.

Part 2: INFRASTRUCTURE

2.1 EDUCATIONAL DETAILS : (Please refer the AICTE/PCI norms)

Sr. No	Details	Observations		Remarks
		YES	NO	
1	Principal fulfilling eligibility	✓		Yes
2	Approved principal	✓		Yes
3	Adequacy of Teaching Faculty Required...14.....Available...14.....	✓		Faculty: student ratio ...1... : ...13.78...
4	All teaching staff eligible	✓		Yes
5	All teaching staff approved by the University	✓		7 Staff Approved.
6	Eligible Librarian	✓		M.Lib. Qualified.
7	Adequacy of teaching aids	✓		Adequate
8	Academic calendar in use	✓		Adhered.
9	Time-table for academic activities	✓		Attached
10	Involvement of Industrial experts in imparting education & training	✓		Attached

2.2 LIBRARY DETAILS : (Please refer the AICTE/PCI norms)

Total Area (in Sq.ft):

Sr. No.	Particulars	Number/ Quantity	Remarks
1	Volumes	9906	Available
2	Titles	2566	A - e -
3	National Journals	10	- -
4	International Journals	08	- - E-journals. -
5	Library management software	01	- e - soul.
6	Reading Room capacity	80	- -
7	Multimedia PC's	16	- -
8	E-Journals	17	Available.
9	Membership Details		Enclosed
10	Total Amount Spent on Books during the year.....2018-19.....	2,29,743	verified
11	Total Amount Spent on Journals during the year...2018-19.....	1,47,422	verified

2.3 COMPUTATIONAL FACILITIES: (Please refer the AICTE/PCI norms)

Sr. No.	Particulars	Number/ Quantity	Remarks
1	Desktops	41	Available
2	Server Machines	01	- -
3	Licensed software	06	- -
4	Network components (LAN / WAN)	09	- -
5	Internet Bandwidth / Wi Fi	100 mbps	- -
6	Printers / Other equipment	15	- -
7			

2.4 INSTRUCTIONAL AREA:

Sr. No.	Particulars	B. Pharma	M. Pharma	Pharm D	Pharm D (PB)	Total
1	Class Rooms	(3)280	(1)75	--	--	355 /
2	Tutorial Rooms	(1) 33	--	--	--	33 /
3	Staff Rooms	80	--	--	--	80 /
4	Laboratories	780	70	--	--	850 /
5	Workshop	-	--	--	--	--
6	Computer Center	80	--	--	--	--

Handwritten signature/initials



Handwritten signature
Principal In-charge
 Mandal Pharmacy College
 Mandal

7	Library & Reading Room	270 /			
8	Language Laboratory	132 /			
9	Seminar Hall	150 /			
10	Animal House	100 /			
11	Total No. of UG Class/Tutorial Rooms	03 /	01		
12	Total No. of PG Class/Tutorial Rooms	03 /			

2.5 ADMINISTRATIVE AREA:

Sr. No.	Particulars	Observations		Remarks
		YES	NO	
1	Principal /Director Office	30		Available —u—
2	Board Room	20		—u—
3	Administrative Office	150		—u—
4	Cabins for Head of Departments	80		—u—
5	Exams Control Office	30		—u—
6	Placement Office	30		
7	NSS Room		0	
8	NCC Room		0	—u—
9	Maintenance	10		—u—
10	Central Store	120		—u—
11	Security	10		—u—
12	House Keeping	10		—u—
13	Pantry for Staff	10		—u—

2.6 AMENITIES:

Sr. No.	Particulars	Observations		Remarks
		YES	NO	
1	Boys Common Room	75		Available —u—
2	Girls Common Room	75		—u—
3	Cafeteria	150		—u—
4	Backup Electric Supply / Generator	√		—u—
5	Safety provisions including fire and other calamities	√		—u—
6	Adequate drinking water facilities on each floor	√		—u—
7	Transport facility and Parking Area...2000..in Sq.ft	√		—u—
8	Play Ground facilities 4000area in Sq.mts..	√		—u—
9	Fire Safety Clearance certificate	√		—u—
10	Occupancy Certificate (from the competent Authority)	√		—u—
11	Drinking water facility	√		—u—
12	Sanitation Certificate (from the Competent Authority)	√		—u—
13	Structural Soundness Certificate (from the Competent Authority)	√		—u—
14	Separate toilets for Boys and Girls	√		—u—
15	First aid cum sick Room	√		—u—
16	Display of Courses and approved intake at the entrance of the College	√		—u—

OM



Principal In-charge
Nanded Pharmacy College
Nanded.

2.7 Department wise list of minimum equipments required for B. Pharm/M.Pharm/Ph.D. and Pharm. D. Post-Baccalaureate (Please refer the AICTE/PCI norms)

S. No	Name of department	As per AICTE/PCI Norms available		Remarks
		Yes	No	
1	Pharmaceutics	✓		Attached
2	Pharmacology	✓		
3	Pharmacognosy	✓		
4	Pharmaceutical chemistry	✓		
5	Pharmaceutical biotechnology	✓		
6	Pharmacy practice	--		
7	Central instrumentation room	✓		

(Note: Attach a separate list Annexure)

2.8 HOSPITAL DETAILS:

NOT APPLICABLE

S. No.	Name/Infrastructure	Minimum facilities required	Provided (Yes V/No)	Remarks
1	Hospital* with teaching facility Minimum 300 bedded Hospital	Nature of Hospital (*MOU to be enclosed Annexure-)	<input type="checkbox"/>	
		Own	<input type="checkbox"/>	
		Teaching hospital recognized by MCI or University	<input type="checkbox"/>	
		Govt. Hospital not below the level of district Hospital	<input type="checkbox"/>	
		Corporate Hospital	<input type="checkbox"/>	
2	Pharmacy Practice Area	3 sq. mts. per student	<input type="checkbox"/>	
	Dispensary		<input type="checkbox"/>	
	Drug Information Centre		<input type="checkbox"/>	
	Computer/Internet facility		<input type="checkbox"/>	
3	Available specialties **	Medicine (Compulsory) (Any three of the following)	<input type="checkbox"/>	
		Surgery	<input type="checkbox"/>	
		Pediatrics	<input type="checkbox"/>	
		Gynecology and Obstetrics	<input type="checkbox"/>	
		Psychiatry	<input type="checkbox"/>	
		Skin and VD	<input type="checkbox"/>	
4	Location of the Hospital	Orthopedics	<input type="checkbox"/>	
		Within the same limits of Corporation or Municipality or Campus with Medical Faculty involvement as adjunct faculty	<input type="checkbox"/>	

* Approval letter of the Hospital Authority to be annexed along with MOU.

+ Inspectors are required to personally verify the space provided at the hospital and meet the hospital administrators for interaction.

** to be certified by the Dean/Director/Medical Superintendent of the hospital

[Handwritten signature]



[Handwritten signature]
Principal In-charge
Nanded Pharmacy College
Nanded.

2.9 Details of the functioning of statutory bodies/Committees:

Sr. No.	Statutory body	Constituted		Functional as per regulations		Remarks
		Yes	No	Yes	No	
1	Local Management Committee	✓				Enclosed
2	Student Council	✓				- " -
3	Standing Committee	✓				- " -
4	Purchase Committee	✓				- " -
5	Development Fund record Committee	✓				- " -
6	Library Committee	✓				- " -
7	Gymkhana Committee	✓				- " -
8	Anti ragging Cell	✓				- " -
9	Prevention of Sexual Harassment Committee	✓				- " -
10	Redressal Committee	✓				- " -
11	Academic Quality Assurance Cell	✓				- " -
12	Officers addressing RTI issues	✓				- " -
13	Other Committees i. Gathering ii. NSS iii. GPAT Cell	✓				- " -


2.10 Details of Financial documents made available for inspection:

S. No	Particulars	Observations		Remarks
		Yes	No	
1	Current year budget (Yr 2019-20)	✓		Enclosed
2	Receipt/Payment Account (Yr 2018-19)	✓		- " -
3	Income/Expenditure (Yr 2018-19)	✓		- " -
4	Balance sheet (Yr 2018-19)	✓		- " -
5	Cash book	✓		- " -
6	Ledger	✓		- " -
7	Fee register	✓		- " -
8	Personal Ledger Account	✓		- " -
9	Backward class scholarship record	✓		- " -
10	Development fund record	✓		- " -
11	Dead Stock register	✓		- " -
12	Accession register	✓		- " -
13	Building fund	--		NA
14	Reserve fund	--		NA
15	Deficit fund	--		NA
16	Trust/Society audit report	✓		Enclosed

OM

U/23

for



Principal In-charge
Nanded Pharmacy College
Nanded

2.11 Committees constituted for co-curricular, extracurricular and other activities:

Sr. No.	Statutory body	Constituted		Functional as per regulations		Remarks
		Yes	No	Yes	No	
1	Examination section	✓				Enclosed
2	Attendance committee	✓				- " -
3	Departmental boards	✓				- " -
4	Guest lectures / Seminars Symposium Committee	✓				- " -
5	Industry-Institute partnership/interaction Cell	✓				- " -
6	Entrepreneurship development career guidance & placement Cell	✓				- " -
7	Wall magazine Committee	✓				- " -
8	Guardians-teachers association	✓				- " -
9	Publicity Committee	✓				- " -
10	Industrial tour cell	✓				- " -
11	Quality Assurance Cell	✓				- " -
12	Alumni association	--				Not Available
13						
14						
15						

2.12 ACADEMIC ACTIVITIES:

S. No	Academic Activities	Particulars	Remarks
1	No. of Research projects completed till date	Major > 3Lakh: 02 Minor: 01	Enclosed Project Sanctioned copy
2	No. of Research projects undertaken till date	Major > 3Lakh: 00 Minor: 02	Enclosed Project Sanctioned copy
3	No. of Book publication	02	Enclosed
4	No. of Research publications till date	National: International:	list attached
5	No. of Presentation till date	Regional: National: International:	list attached
6	Conferences Conducted	00	
7	Conferences Attended	YES	Not conducted
8	TOT Programmes Conducted	00	Not Available (Enclosed)
	Attended	03	Enclosed.

(Note: Attach list of publications and projects) Attached List of Publication & Projects

Handwritten signature



Handwritten signature
Principal In-charge
G.D. Phule College
Deemed to be University

2.13 Whether Internal Assessments are conducted periodically as per university norms
Annexure-

Sr. No.	Course	I Sessional Dates DD/MM/YY		II Sessional Dates DD/MM/YY		III Sessional Dates DD/MM/YY		Remarks
		Theory	Practicals	Theory	Practicals	Theory	Practicals	
1	I B. Pharm	16/09/2019	18/09/2019	15/10/2019	15/10/2019			copy Attached
2	II B. Pharm	16/09/2019	18/09/2019	15/10/2019	15/10/2019			- " -
3	III B. Pharm	16/09/2019	18/09/2019	15/10/2019	15/10/2019			- " -
4	IV B. Pharm	16/09/2019	--	--	--			- " -
5	I Pharm D							
6	II Pharm D							
7	III Pharm D							
8	IV Pharm D							
9	V Pharm D							
10	VI Pharm D							
11	M. Pharm Pharmacology	25/09/2019	28/09/2019	19/10/2019	24/10/2019			copy Attached
12								
13								
14								

*Enclose copy of sessional Examination time table copy as Annexure (Attached)

Handwritten signature



Handwritten signature
Principal In-charge
Nanded Pharmacy College
Nanded.

U/23/10

for purpose of admission letter.

12. LIC Committee's General Remarks:

After interacting with all possible stake holders of the college and verifying the physical facilities and documents the committee in light of the above observations states that the following efforts needs to be taken for the academic development of the students and college.

Infrastructure and Amenities

1. Available as Per norms
2. maintained Property
3. In working condition.

Academic

1. Activities conducted as Per Academic calendar
2. Faculty should be Promoted as Per CAS.
3. —

Management of Finance

1. Sufficient funds provided by the management.
2. —
3. —

Library Facilities

1. Books & Journals available as Per norms
2. e-library subscription is available
3. seating capacity is as per norms.

Computational Facilities

1. Language Lab Software should be Purchased as per
2. computational facility available as per norms.
3. —

General remarks:

1. Committee recommended to install Sanitary napkin vending machine at Girls common room.

inform to
society office

[Signature]
23.10.2020.



[Signature]
Principal In-charge
Nanded Pharmacy College
Nanded.

Members who interacted with the committee:

Sr. No.	Member	Name	Remarks
1	Principal	Dr. H. B. Ghosh	
2	Management Representative	—	
3	Student Council	Shayush L. H. Sanyal	
4	Teaching Staff	S. B. Dhoot	
5	Non-Teaching Staff	D. N. Sanjay	
6	COC/LAC Members	—	

Visit date of the Previous local inquiry committee: 08/04/2019.....

Conditions laid down by previous local inquiry committee and Status of compliance:

Sr. No	Conditions	Compliance status
1	verified & there is no any condition	Satisfactory
2		
3		
4		
5		

Note: Attested copy of the compliance report with supporting documents should attaché (Annexure 12)

Committee's final recommendation: Based on verification of facts during visit.

A) Recommended

B. Pharm M. Pharm Pharm D Pharm D (PB)

B) Recommended with conditions subject to compliance of the deficiencies within
Three months / Six months / One year

B. Pharm M. Pharm Pharm D Pharm D (PB)

C) Not Recommended for continuation of affiliation for first year

B. Pharm M. Pharm Pharm D Pharm D (PB)


Dr. Vijayendra Swamy
Chairman

Dr. Nagobal S.N.
Member

Dr. Bumrela S.B.
Member

Member


Place : Nanded



Principal in-charge
Nanded Pharmacy College
Nanded

OT
Last page
23.10.2020

2



SRTMU, LIC Committee Report 2021-22

4/2/22, 2:00 PM

146

LIC Committee's General Remarks:

After interacting with all possible stake holders of the college and verifying the physical facilities and documents the committee in light of the above observations states that the following efforts needs to be taken for the academic development of the students and college.

Infrastructure and Amenities

1. Available as per norms
2. Maintenance of flooring of some laboratories to be done
- 3.

Academic

1. Satisfactory
2. Action related to CAS of faculty members to be done
- 3.

Management of Finance


1. Available
- 2.
- 3.

Library Facilities

1. Available as per norms
- 2.
- 3.

Computational Facilities

1. Language lab software made available
2. Overall satisfactory
- 3.



[Signature]
Principal In-charge
Deemed Pharmacy College

Members who interacted with the committee:

Sr. No.	Member	Name	Remarks
1	Principal	Dr. N.R. Ghilware	
2	Management Representative		
3	Student Council	-	
4	Teaching Staff	Dr. Mohanv Ghante	
5	Non-Teaching Staff	Mr. D.N. Sanghai	
6	COCLAC Members	-	

Visit date of the Previous local inquiry committee: 23/10/2020

Conditions laid down by previous local inquiry committee and Status of compliance:

Sr. No	Conditions	Compliance status
1	Faculty should be promoted as per CAS	CAS of faculty not yet done
2	Language lab software should be purchased	Language Lab software purchased
3	Sanitary napkin vending machine	Recd Order of sanitary vending machine from Mrs. Anna Kim
4		
5		

Note: Attested copy of the compliance report with supporting documents should attaché (Annexure 12)

Committee's final recommendation: Based on verification of facts during visit.

✓ A) Recommended

B. Pharm M. Pharm Pharm D Pharm D (PB)

B) Recommended with conditions subject to compliance of the deficiencies within
Three months / Six months / One year

B. Pharm M. Pharm Pharm D Pharm D (PB)

C) Not Recommended for continuation of affiliation for first year

B. Pharm M. Pharm Pharm D Pharm D (PB)

Chairman

Dr. S.C. Dhasal

Member

Dr. S. Moon

Member

Dr. S. D. Desai

Member

Principal in-charge
Nanded Pharmacy College
Nanded.

Place : Nanded

Date

15/10/2020

Bureau for Health and Education Status Upliftment (Constitutionally Entitled as Health-Education, Bureau)

55/20, Rajat Path, Mansarovar, Jaipur
Rajasthan, Pin : 302020
Contact : Basic : 0141-2783681, (M) 9636348191, 7976447983
Mail : support@heb-nic.in, serviceheb@gmail.com
Website : www.heb-nic.in



Date: 16 07/2021
Ref. No: EWL/1107/1/22 06R

To,
The Principal,
Shri Sharda Bhavan Education Society's Nanded Pharmacy College,
Shyam Nagar, SSBES Campus, Near Govt Women Hospital, Nanded - 431605.

Subject: Confirmation of subscription

Dear Sir,
In response to subscription request & subscription amount received from you, we are here by sending the dedicated password of "Software - EWL (Software for English Language Lab)" & invoice.

we hereby confirm your subscription for July. 2021 to June. 2022 (1 Year) for Multi User Mode.

Please enter the password in below mentioned link

<http://www.heb-nic.in/word/login.php>

User ID: ssbes
Password: ssbes19


You will be receiving further communications time to time also.


Thanking you


Director
Digital Service Division

Enclosed:

- > The Invoice
- > User Manual




Prof. (Dr.) N. B. Ghiware
PRINCIPAL
Nanded Pharmacy College,
Nanded.



HEALTH EDUCATION BUREAU
 (Bringing Innovations In Health & Learning)
 Address: 55/20, Rajat Path, Mansarovar,
 Jaipur, Rajasthan, Pin:302020
 Contact:0141-2783681, 9636348191
 Mail: serviceheb@gmail.com, support@heb-nic.in
 Website: www.heb-nic.in

INVOICE

PAN NO: AGAPA7570J GST Reg. No: 08AJAPA7570J1Z8 INVOICE NO: 9702/2021
 DATE: 16/07/2021

To, Shri Sharda Bhavan Education Society's Nanded Pharmacy College, Shyam Nagar, SSBES Campus, Near Govt Women Hospital, Nanded - 431605, Maharashtra.				FORM: A	PRODUCT CODE: HP-JEN	SUB PRODUCT CODE: ONLINE	BOOKING EXECUTIVE CODE: MHMAK
CLIENT LOCATION: Nanded							
SR. NO.	DESCRIPTION	SUBSCRIPTION		AMOUNT IN RUPEES (INCLUSIVE OF ALL TAXES)	REMARKS	NET PRICE	CATEGORY
		FROM	TO				
1	Software - EWL (Software for English Language Lab)	JULY-21	JUNE-22	9192 ₹		9192 ₹	INSTITUTION

AMOUNT IN WORDS: Nine Thousand One Hundred Ninety Two Rupees Only

PAYMENT RECEIVED					BALANCE TO COLLECT				
MODE	AMOUNT	TRANS. NO.	DATE	BANK	MODE	AMOUNT	TRANS. NO.	DATE	BANK
D.D./CHEQUE					D.D./CHEQUE				
NEFT/RTGS	9192 ₹	SBINS2119 7839182	-	-	NEFT/RTGS				
ANY OTHER					ANY OTHER				


PAYMENT RECEIVED: Nine Thousand One Hundred Ninety Two Rupees Only BALANCE TO COLLECT:


FOR HEALTH EDUCATION BUREAU

Account details for NEFT/RTGS


 AUTHORISED SIGNATORY
 DATE: 16/07/2021

Name of A/C Holder: Health Education Bureau
 Name of the Bank: UCO Bank
 Account Number: 20960210003121
 IFSC code: UCBA0002096
 MICR Code: 302028023
 Bank Branch Name & Code: Mansarovar, Jaipur
 Branch . Code: 002096
 District & State: Jaipur, Rajasthan




 Prof. (Dr.) N.B. Ghaware
 PRINCIPAL
 Nanded Pharmacy College
 Nanded

अ. क्र.	कॉलेज नंबर	महाविद्यालयाचे नाव	अभ्यासक्रम	विद्यार्थी संख्या	कमिटीचे नाव	कमिटीचा संचालक
०१.	१४८	इन्स्टिट्यूट ऑफ टेक्नॉलॉजी अँड मॅनेजमेंट, नांदेड	एम.सी.ए.	३०	डॉ. जी. व्ही. चौधरी डॉ. एस. एन. लोखंडे डॉ. एच.एस. फडेवार	सर्व सुविधा समाधानकारक आहेत. शैक्षणिक वर्ष २०२२-२३ करिता नुतनीकरण करण्यास हरकत नाही.
०२.	२३५	डॉ.एस.एम.जे इन्स्टिट्यूट ऑफ इन्फॉर्मेशन टेक्नॉलॉजी अँड मॅनेजमेंट, परभणी	एम.सी.ए.	६०	डॉ. एस.बी. शिरवत डॉ. एस. आर.भेकेवाड डॉ. एच.एस. फडेवार	सर्व सुविधा समाधानकारक आहेत. शैक्षणिक वर्ष २०२२-२३ करिता नुतनीकरण बहाल करण्यास हरकत नाही.
०३.	१५३	व्ही.डी.देशमुख कॉलेज ऑफ एम.सी.ए., स्नरूर रोड, कोळ्या, ता.वि.लानूर	एम.सी.ए.	६०	डॉ. एस.बी. शिरवत डॉ. एस. आर.भेकेवाड डॉ. एच.एस. फडेवार	सर्व सुविधा समाधानकारक आहेत. शैक्षणिक वर्ष २०२२-२३ करिता नुतनीकरण बहाल करण्यास हरकत नाही.

अभियांत्रिकी, व्यवस्थापन शास्त्र, वास्तुविशारद, संगणकशास्त्र (एम.सी.ए.) महाविद्यालयास शैक्षणिक वर्ष २०२२-२३ साठी ए.आय.सी.टी.ई. ज्या पध्दतीने Extension of approval (EOA) मंजूर करील त्याप्रमाणे शैक्षणिक वर्ष २०२२-२३ साठी संलग्नकरणाचे नुतनीकरण करणे आवश्यक आहे याबाबतचा विषय दि.३०.०५.२०२२ रोजीच्या मा.अधिष्ठाता मंडळाच्या बैठकीत ठेवण्यात आला असता समितीच्या शिफारशी मान्य, सकारात्मक शिफारशीसह संलग्नकरण मान्यते देण्याकरिता विद्यापीरपदेकडे अग्रणीत करण्याबाबतचा ठराव झालेला आहे. सदर बाब मा.विद्यापरिषदेच्या निर्णयास्तव सादर.

विषय क्र. २७/५४-२०२२ शैक्षणिक वर्ष २०२२-२३ साठी बी.सी.आय. अंतर्गत संलग्नीत असलेल्या विधी महाविद्यालयाच्या संलग्नीकरणाचे नुतनीकरणा बाबत

टिप : बी.सी.आय. अंतर्गत असलेल्या महाविद्यालयाचे शैक्षणिक वर्ष २०२२-२३ साठी संलग्नकरणाच्या नुतनीकरणाचे प्रस्ताव प्राप्त झालेले आहेत. शैक्षणिक वर्ष २०२२-२३ साठी संलग्नीत विधी महाविद्यालयांना संलग्नकरणाचे नुतनीकरण करणे आवश्यक आहे. याबाबतचा विषय दि.३०.०५.२०२२ रोजीच्या मा.अधिष्ठाता मंडळाच्या बैठकीत ठेवण्यात आला असता सकारात्मक शिफारशीसह संलग्नकरणाचे नुतनीकरण प्रदान करण्याच्या मान्यतेस्तव विद्यापीरपदेकडे अग्रणीत करण्याबाबतचा ठराव झालेला आहे. सदर बाब मा. विद्यापरिषदेच्या निर्णयास्तव सादर.

विषय क्र. २८/५४-२०२२ शैक्षणिक वर्ष २०२२-२३ च्या संलग्नकरणाच्या अनुषंगाने प्रस्तुत विद्यापीठाशी संलग्नीत असलेल्या पी.सी.आय. अंतर्गत फार्मसी अभ्यासक्रमाच्या महाविद्यालयांना पाठविण्यात आलेल्या स्थानीय चौकशी समित्यांच्या (LIC) अहवालाबाबत.

टिप : शैक्षणिक वर्ष २०२२-२३ च्या संलग्नकरणाच्या अनुषंगाने प्रस्तुत विद्यापीठाशी संलग्नीत असलेल्या पी.सी.आय. अंतर्गत फार्मसी अभ्यासक्रमाच्या महाविद्यालयांना स्थानीय चौकशी समित्या (LIC) पाठविण्यात आलेल्या होत्या. गठीत समित्यांनी संशोधित महाविद्यालयास भेट देवून अहवाल सादर केला असून अहवालातील शिफारसी खालील प्रमाणे आहेत.

मा. विद्यापरिषद बैठक क्रं. ५४ दि. २५/०६/२०२२ विषयपरिष्कारिका

१८

Principal in-charge
Nanded Pharmacy College
Nanded.

अ. क्र.	कॉलेज नंबर	महाविद्यालयाचे नाव	अभ्यासक्रम	विद्यार्थी संख्या	कमिटीचे नाव	कमिटीचा संचालक
०१	७६५	सी. सी. लॉकवुड सनीया आण्ड डी फार्मसी कॉलेज, खरवळहणव, ता. मुळेड जि. नांदेड	बी फार्मसी	६०	डॉ. एस एच एट्टे डॉ. ए.बी. तेजे बी गजवन अशोलेकर	Recommended : B.Pharmacy with conditions subject to compliance of the deficiencies within Six Months. As per mentioned in LIC Committee Remarks.
०२	७६८	राजनी राहु कॉलेज ऑफ फार्मसी, परखेल, ता. देगलूर, जि. नांदेड	बी फार्मसी	६०	डॉ. एस एन नायेबा डॉ. व्ही.बी. पंचपाई डॉ. जे.पी. लखडे	Recommended : B.Pharmacy with conditions subject to compliance of the deficiencies within One Year. As per mentioned in LIC Committee Remarks.
०३	७७६	डी. सी. राधाजी कॉलेज ऑफ फार्मसी, खडबूट, ता. जि. नांदेड	बी फार्मसी	१००	डॉ. सी. व्ही. पाबाळ डॉ. जे.एल. सतपुते डॉ. एस.एन. सोनवने	Recommended : B.Pharm. with conditions subject to compliance of the deficiencies with One Year. Qualified & Eligible Principal should be appointed. Faculty cadre ratio should be maintained. Laboratories should be equipped with instruments/furniture/exhaust fans. Pay scale & EPF to faculty should be applied. Reference books/text books and journals should be maintained as per norms. More computers should be made available with LAN connectivity.
०४	७६४	कवार कॉलेज ऑफ फार्मसी, बाळगवाडी, पो. डोडज, ता. कवार जि. नांदेड	बी फार्मसी	६०	डॉ. एस एन नागोबा डॉ. व्ही.पी. पंचपाई डॉ. जे.पी. लखडे	Recommended : B.Pharmacy with conditions subject to compliance of the deficiencies within One Year. As per mentioned in LIC Committee Remarks.
०५	१५६	नांदेड फार्मसी कॉलेज, नांदेड, जि. नांदेड	बी फार्मसी	६०	डॉ. ओ. जी. पुरपुरे डॉ. ए. व्ही. मोहोळकर बी.पी. जो. हासने	Recommended : B.Pharm., M.Pharm.
०६	७६३	बलवतराव बळगाव कॉलेज ऑफ फार्मसी, नायगाव (बा.), ता. नायगाव जि. नांदेड	बी फार्मसी	६०	डॉ. एस. सी. बबळे डॉ. एस. एल. पटवर्कर डॉ. जी. के. वैतव्य	Recommended with conditions subject to compliance of the deficiencies within Six months. 01. approved Principal and additional four faculty to be approved.
०७	७७७	बी.पी. लताबाई मयुराव पाटील इन्स्टिट्यूट ऑफ फार्मसी, खडगाव (पैदी) ता. नायगाव जि. नांदेड	बी फार्मसी	१००	डॉ. एस. बी. बबळे डॉ. एस. एल. पटवर्कर डॉ. जी. के. वैतव्य	Recommended : B.Pharmacy with conditions subject to compliance of the deficiencies within Six Months. As per LIC Committee remarks under 01. Qualified & Regular

मा. विद्यापरिषद बैठक क्रं. ५४ दि. २५/०६/२०२२ विषयपरिष्कारिका

१९